



# SUPPORT CLASS RESULTS

## AUSTRALIAN SUPERBIKE

### Qualifying 1

Date: 20/02/15  
 Event: Q02  
 Weather: Overcast - Temp: 20.2C  
 Track: Dry - Temp: 28.8C

Started at: 11:15:02  
 Laps: 15 Min  
 Starters: 34  
 Printed at: 13:34

### AMENDED CLASSIFICATION

Pos	No	Gr	Name	Machine	Fastest Lap	On Lap	Behind Prev	Behind Leader	Top Speed
1	27	A	Jamie STAUFFER (NSW) / Team Honda Racing	Honda CBR RR SP	1:33.078	3 of 9			285
2	17	A	Troy HERFOSS (NSW) / Team Honda Racing	Honda CBR RR SP	1:33.276	2 of 9	.198	.198	284
3	26	A	Sean CONDON (NSW) / Bikebiz / Ipone / Swann Insurance Racing	Kawasaki ZX10R	1:33.341	2 of 5	.065	.263	293
4	16	A	Josh HOOK (NSW) / Team Honda Racing	Honda CBR RR SP	1:34.154	7 of 10	.813	1.076	283
5	25	A	Daniel FALZON (SA) / JD Racing / Caterpillar	Yamaha YZF-R1	1:34.587	6 of 7	.433	1.509	291
6	38	A	Linden MAGEE (QLD) / LMR BMW	BMW HP4	1:34.944	8 of 8	.357	1.866	287
7	46	A	Michael JONES (QLD) / Australian Outdoor Living / Cube Racing Team	Kawasaki ZX10R	1:35.011	4 of 4	.067	1.933	293
8	88	A	Sloan FROST (NZ) / Next Gen Motorsports	BMW S RR	1:35.253	3 of 10	.242	2.175	295
9	89	A	Ryan HAMPTON (NZ) / Next Gen Motorsports	BMW S RR	1:35.975	3 of 6	.722	2.897	289
10	96	A	Mathew HARDING (NSW) / K&R Hydraulics / Kawasaki Connection	Kawasaki ZX10R	1:35.980	9 of 10	.005	2.902	290
11	19	A	Phil LOVETT (NSW) / Cessnock M-cycles	Kawasaki ZX10R	1:36.141	6 of 8	.161	3.063	279
12	18	A	Ben HENRY (QLD) / Australian Outdoor Living / Motul / Pirelli / Leda	Kawasaki ZX10R	1:36.251	6 of 8	.110	3.173	292
13	60	A	Ben BURKE (NSW) / SA Kawasaki / BC Performance	Kawasaki ZX10R	1:36.764	6 of 6	.513	3.686	290
14	74	A	Paul SIMONSON (VIC) / Race Center / Acclaim Accident Repair	Aprilia RSV4	1:37.132	4 of 6	.368	4.054	278
15	84	A	Nathan JONES (VIC) / 3J Racing / Glythan	Kawasaki ZX10R	1:37.585	9 of 9	.453	4.507	280
16	86	A	Tyson JONES (VIC) / 3J Racing / Glythan	Kawasaki ZX10R	1:37.693	9 of 9	.108	4.615	275
17	3	B	David BARKER (VIC)	Kawasaki ZX10R	1:38.589	5 of 9	.896	5.511	278
18	11	C	Philip CZAJ (VIC) / 4SR Australia / CR Shop	Aprilia RSV4 F	1:38.939	5 of 9	.350	5.861	273
19	81	A	Chris PERINI (NSW) / Ramico Racing	Ducati Panigale	1:39.071	8 of 8	.132	5.993	273
20	98	A	Evan BYLES (SA) / SA Kawasaki / BC Performance	Kawasaki ZX10R	1:39.142	6 of 9	.071	6.064	277
21	23	B	Peter BERRY (VIC)	Kawasaki ZX10R	1:39.622	6 of 9	.480	6.544	278
22	99	B	Sophie LOVETT (NSW)	Kawasaki ZX10R	1:39.686	6 of 8	.064	6.608	267
23	77	A	Adam SENIOR (WA) / Boreclean / Silkolene	Suzuki GSX-R	1:39.805	2 of 2	.119	6.727	274
24	42	B	Jason IVKOVIC (SA) / Ivko Racing / Edlan Freight / RTC Group	Suzuki GSX-R	1:40.616	9 of 9	.811	7.538	268
25	55	C	Colin BROOKS (VIC) / Arc Electrical	Aprilia RSV4	1:41.221	7 of 8	.605	8.143	265
26	65	D	Clint MASTERTON (NSW) / Sydney Showers / Sydney Seadoo	Kawasaki ZX10R	1:41.560	6 of 9	.339	8.482	260

*Scott Laing*  
 Chief Time Keeper - Scott Laing


*Tom Williams*  
 Clerk of Course - Tom Williams



Computime Race Timing Systems Pty Ltd © 1996  
 Licensed to Computime Race Timing Systems  
**COMPUTIME RACE TIMING SYSTEMS PTY LTD**  
**www.computime.com.au**

9 Timber Lane, Glen Waverley Vic 3150. Ph: 0418 17 13 17

E-mail: scott@computime.com.au





# SUPPORT CLASS RESULTS

## AUSTRALIAN SUPERBIKE

### Qualifying 1

Date: 20/02/15  
 Event: Q02  
 Weather: Overcast - Temp: 20.2C  
 Track: Dry - Temp: 28.8C

Started at: 11:15:02  
 Laps: 15 Min  
 Starters: 34  
 Printed at: 13:34

### AMENDED CLASSIFICATION


Pos	No	Gr	Name	Machine	Fastest Lap	On Lap	Behind Prev	Behind Leader	Top Speed
27	78	C	Nathan SPITERI (VIC) / Livson Construction Services	Honda CBR RR SP	1:41.780	9 of 9	.220	8.702	269
28	33	B	Richard ELLIS (VIC) / CFA Recruitment / iMoto / Nzi Helmets	BMW S RR	1:41.808	6 of 7	.028	8.730	268
29	20	B	Stephen MION (VIC) / Bulleen Health and Fitness	Kawasaki ZX10R	1:41.965	8 of 8	.157	8.887	271
30	21	B	Ashley FLEMING (WA) / Rick Gill's M-cycles	Suzuki GSX-R	1:42.507	5 of 8	.542	9.429	268
31	73	B	Tony KEOGH (WA) / Penrite Oil / Chain Reaction M-cycles	BMW SRR	1:44.076	3 of 6	1.569	10.998	271
32	12	C	Gary SMITH (SA) / Yamaha World / Dunlop / Ipone	Kawasaki ZX10R	1:44.111	6 of 9	.035	11.033	253
33	53	C	Michael MORALEE (WA)	BMW S RR	1:45.872	9 of 9	1.761	12.794	269
DSQ	24	A	Chas HERN (VIC) / EBR Australia	EBR RX	1:37.528	6 of 8		4.450	273

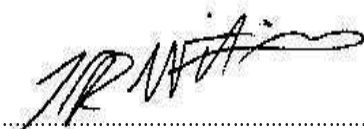
Current best lap for SBK class - 1:32.274 by Wayne MAXWELL (VIC) on a Suzuki GSX-R set on 05/10/13

\*\*\* No. 24 (Chas HERN) disqualified from this session for scrutineering issue \*\*\*

\*\*\* Indicative qualifying time 1:47.040 \*\*\*

The results are provisional until the end of the time limit for protests and appeals.

  
 Chief Time Keeper - Scott Laing

  
 Clerk of Course - Tom Williams



Computime Race Timing Systems Pty Ltd © 1996  
 Licensed to Computime Race Timing Systems  
**COMPUTIME RACE TIMING SYSTEMS PTY LTD**  
**www.computime.com.au**

9 Timber Lane, Glen Waverley Vic 3150. Ph: 0418 17 13 17

E-mail: scott@computime.com.au





# SUPPORT CLASS RESULTS

## AUSTRALIAN SUPERBIKE

### Qualifying 1

Date: 20/02/15  
 Event: Q02  
 Weather: Overcast - Temp: 20.2C  
 Track: Dry - Temp: 28.8C

Started at: 11:15:02  
 Laps: 15 Min  
 Starters: 34  
 Printed at: 13:34

### AMENDED LAP TIMES

No	Name	Lap 1	Lap 2	Lap 3	Lap 4	Lap 5	Lap 6	Lap 7	Lap 8	Lap 9	Lap 10
3	David BARKER (VIC)	1:53.007	1:42.238	1:39.906	1:39.252	<b>1:38.589</b>	1:39.922	1:40.409	1:39.127	1:39.049	
11	Philip CZAJ (VIC)	1:54.752	1:41.065	1:39.653	1:39.349	<b>1:38.939</b>	1:38.954	1:40.697	2:07.475	1:41.317	
12	Gary SMITH (SA)	1:55.930	1:46.147	1:45.075	1:45.441	1:44.733	<b>1:44.111</b>	1:45.021	1:45.198	1:49.866	
16	Josh HOOK (NSW)	1:44.501	1:34.432	1:34.715	1:38.704	1:34.438	1:34.290	<b>1:34.154</b>	1:38.138	1:34.349	1:34.156
17	Troy HERFOSS (NSW)	1:45.392	<b>1:33.276</b>	1:37.969	1:33.521	3:04.391	1:41.284	1:50.592	1:34.373	1:34.061	
18	Ben HENRY (QLD)	1:48.689	1:37.102	1:36.634	1:36.880	1:36.824	<b>1:36.251</b>	1:36.384	1:37.476		
19	Phil LOVETT (NSW)	1:50.232	1:38.086	1:36.952	1:36.796	1:36.643	<b>1:36.141</b>	1:38.988	2:59.727		
20	Stephen MION (VIC)	1:57.329	1:44.076	1:43.381	1:42.311	1:42.473	1:42.143	1:43.264	<b>1:41.965</b>		
21	Ashley FLEMING (WA)	1:58.456	1:43.786	1:43.893	1:42.635	<b>1:42.507</b>	1:43.194	2:38.849	1:53.115		
23	Peter BERRY (VIC)	1:53.208	1:42.299	1:41.549	1:40.628	1:40.397	<b>1:39.622</b>	1:41.158	1:41.055	1:41.002	
24	Chas HERN (VIC)	1:53.653	1:39.946	1:38.164	1:39.304	1:38.188	<b>1:37.528</b>	1:40.101	1:38.013		
25	Daniel FALZON (SA)	1:48.159	1:47.688	1:35.020	1:35.097	1:35.023	<b>1:34.587</b>	1:42.366			
26	Sean CONDON (NSW)	1:46.557	<b>1:33.341</b>	1:34.048	4:05.578	1:51.950					
27	Jamie STAUFFER (NSW)	1:44.871	1:38.305	<b>1:33.078</b>	1:33.402	2:58.769	1:41.253	1:33.346	1:46.742	1:33.453	
33	Richard ELLIS (VIC)	1:54.545	1:42.112	1:44.374	1:44.686	1:43.253	<b>1:41.808</b>	1:46.251			
38	Linden MAGEE (QLD)	2:17.294	1:35.532	1:35.687	3:23.558	1:49.192	1:36.315	1:36.118	<b>1:34.944</b>		
42	Jason IVKOVIC (SA)	1:54.269	1:43.326	1:41.973	1:42.022	1:41.883	1:40.639	1:40.768	1:40.692	<b>1:40.616</b>	
46	Michael JONES (QLD)	1:48.318	1:36.211	1:35.178	<b>1:35.011</b>						
53	Michael MORALEE (WA)	1:56.816	1:46.572	1:47.672	1:48.132	1:47.298	1:46.342	1:47.431	1:45.954	<b>1:45.872</b>	
55	Colin BROOKS (VIC)	1:56.306	1:43.861	1:43.166	1:42.831	1:41.595	1:41.260	<b>1:41.221</b>	1:41.932		
60	Ben BURKE (NSW)	1:48.170	1:37.841	1:37.145	1:37.293	1:37.010	<b>1:36.764</b>				
65	Clint MASTERTON (NSW)	1:53.913	1:43.468	1:44.383	1:42.327	1:42.684	<b>1:41.560</b>	2:17.307	1:42.641	1:42.378	
73	Tony KEOGH (WA)	1:55.983	1:44.968	<b>1:44.076</b>	2:10.260	1:45.468	1:46.676				
74	Paul SIMONSON (VIC)	1:49.540	1:37.552	1:38.220	<b>1:37.132</b>	1:38.117	1:37.994				
77	Adam SENIOR (WA)	1:48.357	<b>1:39.805</b>								
78	Nathan SPITERI (VIC)	1:55.121	1:43.705	1:43.757	1:43.869	1:42.742	1:41.934	1:43.319	1:43.063	<b>1:41.780</b>	
81	Chris PERINI (NSW)	1:52.233	1:39.231	1:39.491	3:15.001	1:47.805	1:39.458	1:39.659	<b>1:39.071</b>		
84	Nathan JONES (VIC)	1:50.566	1:39.776	1:38.711	1:37.839	1:38.228	1:38.811	1:42.024	1:38.268	<b>1:37.585</b>	
86	Tyson JONES (VIC)	1:51.076	1:40.519	1:41.340	1:39.244	1:38.648	1:38.666	1:40.728	1:39.478	<b>1:37.693</b>	
88	Sloan FROST (NZ)	1:49.706	1:37.578	<b>1:35.253</b>	1:36.506	1:36.611	1:35.430	1:51.321	1:35.812	1:35.490	1:35.293
89	Ryan HAMPTON (NZ)	1:49.381	1:37.378	<b>1:35.975</b>	1:36.729	1:36.520	1:36.280				
96	Mathew HARDING (NSW)	1:48.880	1:37.131	1:37.468	1:37.601	1:36.393	1:40.385	1:36.911	1:36.354	<b>1:35.980</b>	1:36.630
98	Evan BYLES (SA)	1:49.461	1:40.411	1:40.762	1:40.891	1:39.959	<b>1:39.142</b>	1:48.966	1:41.235	1:39.963	
99	Sophie LOVETT (NSW)	1:56.543	1:44.856	1:42.210	1:41.347	1:40.547	<b>1:39.686</b>	2:44.402	1:49.495		

\*\*\* No. 24 (Chas HERN) disqualified from this session for scrutineering issue \*\*\*

\*\*\* Indicative qualifying time 1:47.040 \*\*\*

The results are provisional until the end of the time limit for protests and appeals.

Chief Time Keeper - Scott Laing

Clerk of Course - Tom Williams



Computime Race Timing Systems Pty Ltd © 1996  
 Licensed to Computime Race Timing Systems  
**COMPUTIME RACE TIMING SYSTEMS PTY LTD**  
**www.computime.com.au**

9 Timber Lane, Glen Waverley Vic 3150. Ph: 0418 17 13 17

E-mail: scott@computime.com.au





# SUPPORT CLASS RESULTS

## AUSTRALIAN SUPERBIKE

### Qualifying 1

Date: 20/02/15  
 Event: Q02  
 Weather: Overcast - Temp: 20.2C  
 Track: Dry - Temp: 28.8C

Started at: 11:15:02  
 Laps: 15 Min  
 Starters: 34  
 Printed at: 13:34

### AMENDED SPLIT TIMES

Lap	Split 1	Split 2	Split 3	Split 4	Lap Time	Spd	Lap	Split 1	Split 2	Split 3	Split 4	Lap Time	Spd
<b>3 David BARKER (VIC) (17th)</b>							<b>17 Troy HERFOSS (NSW) (2nd)</b>						
1	34.130	30.944	19.602	28.331	1:53.007		1	<u>22.540</u>	<u>27.066</u>	18.166	26.384	1:34.156	283
2	25.125	29.764	19.396	27.953	1:42.238	278	2	30.754	29.097	18.595	26.946	1:45.392	
3	23.730	29.122	19.252	27.802	1:39.906	271	3	22.383	<u>26.906</u>	17.736	<u>26.251</u>	<u>1:33.276</u>	282
4	23.668	28.980	18.976	27.628	1:39.252	277	4	23.088	30.178	18.283	26.420	1:37.969	283
5	<u>23.510</u>	28.874	<u>18.733</u>	27.472	<u>1:38.589</u>	274	5	<u>22.301</u>	26.994	17.785	26.441	1:33.521	283
6	24.064	29.808	18.997	<u>27.053</u>	1:39.922	277	6	25.167	32.067	18.798	1:48.359	3:04.391	281
7	24.172	29.155	19.044	28.038	1:40.409	273	7	29.304	27.478	17.897	26.605	1:41.284	
8	23.763	28.710	19.198	27.456	1:39.127	277	8	35.363	29.410	18.988	26.831	1:50.592	284
9	23.550	<u>28.474</u>	18.910	28.115	1:39.049	275	9	22.635	27.198	<u>17.734</u>	26.806	1:34.373	282
<b>11 Philip CZAJ (VIC) (18th)</b>							<b>18 Ben HENRY (QLD) (12th)</b>						
1	36.303	30.082	20.130	28.237	1:54.752		1	22.488	27.205	17.752	26.616	1:34.061	281
2	23.734	29.358	19.381	28.592	1:41.065	273	2	33.490	29.636	18.747	<u>26.816</u>	1:48.689	
3	23.934	28.919	19.038	27.762	1:39.653	272	3	23.191	28.598	18.318	26.995	1:37.102	292
4	23.583	29.112	18.963	27.691	1:39.349	271	4	<u>22.972</u>	28.257	18.376	27.029	1:36.634	290
5	23.757	<u>28.789</u>	<u>18.855</u>	27.538	<u>1:38.939</u>	270	5	22.997	28.226	18.530	27.127	1:36.880	288
6	<u>23.504</u>	29.034	18.904	<u>27.512</u>	1:38.954	269	6	23.076	28.465	18.436	26.847	1:36.824	282
7	24.596	29.419	19.000	27.682	1:40.697	266	7	23.172	27.984	<u>18.253</u>	26.842	<u>1:36.251</u>	281
8	23.736	56.520	19.412	27.807	2:07.475	268	8	22.981	<u>27.972</u>	18.346	27.085	1:36.384	286
9	24.758	29.284	19.215	28.060	1:41.317	269	9	23.258	28.915	18.460	26.843	1:37.476	281
<b>12 Gary SMITH (SA) (32th)</b>							<b>19 Phil LOVETT (NSW) (11th)</b>						
1	34.717	31.802	20.606	28.805	1:55.930		1	33.091	30.411	18.888	27.842	1:50.232	
2	25.468	31.221	20.479	28.979	1:46.147	248	2	23.318	28.479	18.635	27.654	1:38.086	276
3	25.267	30.566	20.550	28.692	1:45.075	253	3	23.243	28.341	<u>18.301</u>	27.067	1:36.952	278
4	25.268	30.987	20.705	<u>28.481</u>	1:45.441	252	4	23.052	28.143	18.314	27.287	1:36.796	278
5	24.938	<u>30.482</u>	20.704	28.609	1:44.733	237	5	22.910	28.180	18.415	27.138	1:36.643	278
6	<u>24.932</u>	30.665	<u>19.947</u>	28.567	<u>1:44.111</u>	253	6	<u>22.892</u>	<u>28.054</u>	18.359	<u>26.836</u>	<u>1:36.141</u>	278
7	25.595	30.697	19.956	28.773	1:45.021	247	7	24.692	28.469	18.578	27.249	1:38.988	279
8	25.099	31.054	20.107	28.938	1:45.198	243	8	23.277	28.627	18.622	1:49.201	2:59.727	273
9	25.266	34.865	20.481	29.254	1:49.866	244	<b>20 Stephen MION (VIC) (29th)</b>						
<b>16 Josh HOOK (NSW) (4th)</b>							1	35.229	31.620	20.798	29.682	1:57.329	
1	30.647	28.604	18.497	26.753	1:44.501		2	25.082	30.619	19.670	28.705	1:44.076	251
2	22.800	27.318	18.013	<u>26.301</u>	1:34.432	281	3	24.749	30.065	19.803	28.764	1:43.381	260
3	22.769	27.483	18.003	26.460	1:34.715	282	4	24.560	29.872	19.710	28.169	1:42.311	258
4	23.278	30.419	18.049	26.958	1:38.704	281	5	<u>24.511</u>	29.761	<u>19.344</u>	28.857	1:42.473	271
5	22.865	27.226	17.922	26.425	1:34.438	280	6	25.052	29.347	19.655	<u>28.089</u>	1:42.143	247
6	22.664	27.184	17.919	26.523	1:34.290	281	7	25.248	29.900	19.775	28.341	1:43.264	263
7	22.669	27.327	<u>17.845</u>	26.313	<u>1:34.154</u>	282	8	24.618	<u>29.340</u>	19.776	28.231	<u>1:41.965</u>	265
8	23.262	28.550	18.859	27.467	1:38.138	283							
9	22.617	27.126	18.260	26.346	1:34.349	283							

*Scott Laing*  
 Chief Time Keeper - Scott Laing

*Tom Williams*  
 Clerk of Course - Tom Williams



Computime Race Timing Systems Pty Ltd © 1996  
 Licensed to Computime Race Timing Systems  
**COMPUTIME RACE TIMING SYSTEMS PTY LTD**  
**www.computime.com.au**

9 Timber Lane, Glen Waverley Vic 3150. Ph: 0418 17 13 17

E-mail: scott@computime.com.au





# SUPPORT CLASS RESULTS

## AUSTRALIAN SUPERBIKE

### Qualifying 1

Started at: 11:15:02

Laps: 15 Min

Starters: 34

Printed at: 13:34

Date: 20/02/15  
Event: Q02  
Weather: Overcast - Temp: 20.2C  
Track: Dry - Temp: 28.8C

### AMENDED SPLIT TIMES

Lap	Split 1	Split 2	Split 3	Split 4	Lap Time	Spd	Lap	Split 1	Split 2	Split 3	Split 4	Lap Time	Spd
<b>21 Ashley FLEMING (WA) (30th)</b>							3	22.713	27.574	17.804	<u>25.957</u>	1:34.048	292
1	37.795	31.252	20.275	29.134	1:58.456		4	22.845	29.694	18.610	2:54.429	4:05.578	293
2	24.927	30.305	19.944	28.610	1:43.786	266	5	32.695	32.822	19.752	26.681	1:51.950	
3	25.503	30.469	19.642	<u>28.279</u>	1:43.893	260	<b>27 Jamie STAUFFER (NSW) (1st)</b>						
4	24.610	30.154	<u>19.428</u>	28.443	1:42.635	265	1	30.513	29.300	18.512	26.546	1:44.871	
5	<u>24.412</u>	30.148	19.515	28.432	<u>1:42.507</u>	264	2	22.568	27.282	18.108	30.347	1:38.305	285
6	24.615	<u>29.700</u>	19.574	29.305	1:43.194	268	3	22.236	27.043	<u>17.690</u>	<u>26.109</u>	<u>1:33.078</u>	282
7	24.814	29.921	19.999	1:24.115	2:38.849	253	4	<u>22.133</u>	27.173	17.782	26.314	1:33.402	285
8	32.894	31.032	20.072	29.117	1:53.115		5	25.595	30.707	18.914	1:43.553	2:58.769	281
<b>23 Peter BERRY (VIC) (21th)</b>							6	28.254	27.871	18.623	26.505	1:41.253	
1	34.186	30.322	20.408	28.292	1:53.208		7	22.280	27.143	17.704	26.219	1:33.346	281
2	24.759	29.812	19.612	28.116	1:42.299	272	8	22.175	27.294	27.420	29.853	1:46.742	283
3	24.421	29.676	19.579	27.873	1:41.549	278	9	22.185	<u>26.978</u>	17.695	26.595	1:33.453	283
4	24.373	29.371	19.203	27.681	1:40.628	276	<b>33 Richard ELLIS (VIC) (28th)</b>						
5	24.325	29.118	19.354	27.600	1:40.397	276	1	34.738	31.144	19.996	28.667	1:54.545	
6	24.008	<u>28.888</u>	19.208	<u>27.518</u>	<u>1:39.622</u>	277	2	<u>24.049</u>	29.698	19.687	28.678	1:42.112	265
7	24.351	29.451	19.518	27.838	1:41.158	277	3	24.285	29.829	20.612	29.648	1:44.374	266
8	24.705	29.382	<u>19.184</u>	27.784	1:41.055	274	4	24.650	31.152	19.817	29.067	1:44.686	267
9	<u>23.895</u>	29.565	19.522	28.020	1:41.002	276	5	24.772	30.156	19.538	28.787	1:43.253	258
<b>24 Chas HERN (VIC) (DSQ)</b>							6	24.362	<u>29.390</u>	<u>19.399</u>	28.657	<u>1:41.808</u>	
1	35.067	31.101	19.590	27.895	1:53.653		7	26.523	31.247	19.871	<u>28.610</u>	1:46.251	260
2	24.272	29.637	18.863	27.174	1:39.946	272	<b>38 Linden MAGEE (QLD) (6th)</b>						
3	23.467	28.656	18.591	27.450	1:38.164	273	1	1:01.989	30.004	18.570	26.731	2:17.294	
4	23.618	29.118	18.857	27.711	1:39.304	273	2	22.784	27.960	18.153	<u>26.635</u>	1:35.532	285
5	<u>23.458</u>	28.856	18.560	27.314	1:38.188	271	3	22.835	27.794	18.223	26.835	1:35.687	284
6	23.634	<u>28.333</u>	<u>18.412</u>	<u>27.149</u>	<u>1:37.528</u>	267	4	22.989	29.195	18.532	2:12.842	3:23.558	287
7	24.324	29.924	18.586	27.267	1:40.101	265	5	35.295	28.912	18.326	26.659	1:49.192	
8	23.740	28.464	18.501	27.308	1:38.013	264	6	23.235	27.973	18.080	27.027	1:36.315	284
<b>25 Daniel FALZON (SA) (5th)</b>							7	22.744	28.440	18.270	26.664	1:36.118	284
1	31.830	29.852	18.957	27.520	1:48.159		8	<u>22.668</u>	<u>27.602</u>	<u>17.981</u>	26.693	<u>1:34.944</u>	284
2	24.063	37.105	19.718	26.802	1:47.688	286	<b>42 Jason IVKOVIC (SA) (24th)</b>						
3	22.734	27.875	17.977	26.434	1:35.020	290	1	34.495	31.352	19.873	28.549	1:54.269	
4	22.710	27.823	18.079	26.485	1:35.097	291	2	24.996	30.349	19.383	28.598	1:43.326	254
5	22.573	27.816	18.268	<u>26.366</u>	1:35.023	291	3	24.775	29.691	19.229	28.278	1:41.973	258
6	<u>22.522</u>	<u>27.366</u>	<u>17.975</u>	26.724	<u>1:34.587</u>	290	4	24.486	30.073	19.397	28.066	1:42.022	260
7	24.523	32.443	18.677	26.723	1:42.366	291	5	24.678	29.829	19.266	28.110	1:41.883	263
<b>26 Sean CONDON (NSW) (3rd)</b>							6	24.374	29.372	19.053	<u>27.840</u>	1:40.639	263
1	31.229	29.314	19.124	26.890	1:46.557		7	24.289	29.532	19.029	27.918	1:40.768	263
2	<u>22.340</u>	<u>27.269</u>	<u>17.772</u>	25.960	<u>1:33.341</u>	290	8	<u>24.052</u>	29.513	19.135	27.992	1:40.692	268

*Scott Laing*  
Chief Time Keeper - Scott Laing

*Tom Williams*  
Clerk of Course - Tom Williams



Computime Race Timing Systems Pty Ltd © 1996  
Licensed to Computime Race Timing Systems  
**COMPUTIME RACE TIMING SYSTEMS PTY LTD**  
**www.computime.com.au**

9 Timber Lane, Glen Waverley Vic 3150. Ph: 0418 17 13 17

E-mail: scott@computime.com.au





# SUPPORT CLASS RESULTS

## AUSTRALIAN SUPERBIKE

### Qualifying 1

Date: 20/02/15  
 Event: Q02  
 Weather: Overcast - Temp: 20.2C  
 Track: Dry - Temp: 28.8C

Started at: 11:15:02  
 Laps: 15 Min  
 Starters: 34  
 Printed at: 13:34

### AMENDED SPLIT TIMES

Lap	Split 1	Split 2	Split 3	Split 4	Lap Time	Spd	Lap	Split 1	Split 2	Split 3	Split 4	Lap Time	Spd
9	24.307	<b>29.369</b>	<b>18.958</b>	27.982	<b>1:40.616</b>	265	6	24.343	29.532	19.527	<b>28.158</b>	<b>1:41.560</b>	246
<b>46 Michael JONES (QLD) (7th)</b>							7	24.421	1:04.990	19.674	28.222	2:17.307	260
1	32.441	29.771	19.026	27.080	1:48.318		8	25.499	<b>29.312</b>	19.549	28.281	1:42.641	238
2	22.981	28.279	18.269	26.682	1:36.211	293	9	24.523	29.884	<b>19.312</b>	28.659	1:42.378	243
3	22.647	27.770	18.296	<b>26.465</b>	1:35.178	289	<b>73 Tony KEOGH (WA) (31th)</b>						
4	<b>22.611</b>	<b>27.585</b>	<b>18.114</b>	26.701	<b>1:35.011</b>	290	1	34.397	32.141	20.556	28.889	1:55.983	
<b>53 Michael MORALEE (WA) (33th)</b>							2	25.136	30.609	20.649	<b>28.574</b>	1:44.968	271
1	34.777	32.184	20.825	29.030	1:56.816		3	25.270	<b>30.505</b>	<b>19.689</b>	28.612	<b>1:44.076</b>	248
2	25.695	<b>31.002</b>	20.556	29.319	1:46.572	263	4	<b>24.838</b>	53.872	20.716	30.834	2:10.260	269
3	27.064	31.622	<b>20.032</b>	28.954	1:47.672	260	5	25.540	30.685	20.331	28.912	1:45.468	262
4	26.142	31.964	20.630	29.396	1:48.132	269	6	26.041	31.340	20.384	28.911	1:46.676	256
5	25.678	31.952	20.234	29.434	1:47.298	260	<b>74 Paul SIMONSON (VIC) (14th)</b>						
6	25.657	31.350	20.167	29.168	1:46.342	262	1	32.280	30.577	18.913	27.770	1:49.540	
7	25.743	32.008	20.586	29.094	1:47.431	263	2	23.470	28.526	<b>18.419</b>	27.137	1:37.552	276
8	25.645	31.142	20.293	<b>28.874</b>	1:45.954	260	3	24.034	28.423	18.542	27.221	1:38.220	278
9	<b>25.216</b>	31.529	20.216	28.911	<b>1:45.872</b>	266	4	<b>23.257</b>	<b>28.296</b>	18.481	<b>27.098</b>	<b>1:37.132</b>	271
<b>55 Colin BROOKS (VIC) (25th)</b>							5	23.315	28.705	18.709	27.388	1:38.117	270
1	35.321	31.111	20.091	29.783	1:56.306		6	23.483	28.558	18.705	27.248	1:37.994	270
2	25.106	30.156	19.643	28.956	1:43.861	264	<b>77 Adam SENIOR (WA) (23th)</b>						
3	25.417	29.646	19.428	28.675	1:43.166	258	1	31.893	29.687	18.989	27.788	1:48.357	
4	<b>24.320</b>	30.005	19.922	28.584	1:42.831	265	2	<b>24.412</b>	<b>28.996</b>	<b>18.878</b>	<b>27.519</b>	<b>1:39.805</b>	274
5	24.428	29.434	19.131	28.602	1:41.595	260	<b>78 Nathan SPITERI (VIC) (27th)</b>						
6	24.398	29.326	<b>19.043</b>	28.493	1:41.260	258	1	34.876	30.677	20.495	29.073	1:55.121	
7	24.418	<b>29.257</b>	19.153	<b>28.393</b>	<b>1:41.221</b>	255	2	25.108	30.414	19.952	28.231	1:43.705	267
8	24.549	29.718	19.237	28.428	1:41.932	257	3	<b>24.593</b>	30.451	19.976	28.737	1:43.757	269
<b>60 Ben BURKE (NSW) (13th)</b>							4	25.079	30.364	19.850	28.576	1:43.869	243
1	31.276	29.945	19.035	27.914	1:48.170		5	24.807	30.160	<b>19.438</b>	28.337	1:42.742	265
2	23.695	28.632	18.491	27.023	1:37.841	283	6	24.704	29.446	19.579	<b>28.205</b>	1:41.934	244
3	23.170	28.192	18.608	27.175	1:37.145	289	7	25.222	30.186	19.551	28.360	1:43.319	262
4	23.395	28.148	18.585	27.165	1:37.293	286	8	24.866	29.889	19.818	28.490	1:43.063	258
5	23.234	28.404	<b>18.474</b>	<b>26.898</b>	1:37.010	285	9	24.699	<b>29.232</b>	19.547	28.302	<b>1:41.780</b>	265
6	<b>23.130</b>	<b>28.088</b>	18.582	26.964	<b>1:36.764</b>	290	<b>81 Chris PERINI (NSW) (19th)</b>						
<b>65 Clint MASTERTON (NSW) (26th)</b>							1	33.680	31.003	19.526	28.024	1:52.233	
1	35.493	30.114	19.711	28.595	1:53.913		2	23.904	29.024	18.798	27.505	1:39.231	273
2	24.796	30.284	20.012	28.376	1:43.468	250	3	<b>23.821</b>	29.048	18.925	27.697	1:39.491	273
3	25.355	30.961	19.593	28.474	1:44.383	248	4	24.194	39.133	24.414	1:47.260	3:15.001	269
4	<b>24.301</b>	30.052	19.669	28.305	1:42.327	255	5	32.441	29.004	<b>18.733</b>	27.627	1:47.805	
5	24.612	29.713	19.950	28.409	1:42.684	251	6	24.064	28.983	18.808	27.603	1:39.458	270

*Scott Laing*  
 Chief Time Keeper - Scott Laing

*Tom Williams*  
 Clerk of Course - Tom Williams



Computime Race Timing Systems Pty Ltd © 1996  
 Licensed to Computime Race Timing Systems  
**COMPUTIME RACE TIMING SYSTEMS PTY LTD**  
**www.computime.com.au**

9 Timber Lane, Glen Waverley Vic 3150. Ph: 0418 17 13 17

E-mail: scott@computime.com.au





# SUPPORT CLASS RESULTS

## AUSTRALIAN SUPERBIKE

### Qualifying 1

Date: 20/02/15  
Event: Q02  
Weather: Overcast - Temp: 20.2C  
Track: Dry - Temp: 28.8C

Started at: 11:15:02  
Laps: 15 Min  
Starters: 34  
Printed at: 13:34

### AMENDED SPLIT TIMES

Lap	Split 1	Split 2	Split 3	Split 4	Lap Time	Spd	Lap	Split 1	Split 2	Split 3	Split 4	Lap Time	Spd
7	24.424	28.921	18.839	<u>27.475</u>	1:39.659	273	3	22.976	<u>27.866</u>	<u>18.308</u>	26.825	<u>1:35.975</u>	278
8	23.915	<u>28.747</u>	18.832	27.577	<u>1:39.071</u>	269	4	23.244	28.257	18.464	26.764	1:36.729	283
							5	<u>22.966</u>	28.097	18.682	26.775	1:36.520	286
<b>84 Nathan JONES (VIC) (15th)</b>							6	23.074	27.956	18.535	<u>26.715</u>	1:36.280	286
1	33.649	30.038	19.134	27.745	1:50.566								
2	23.431	29.385	19.634	27.326	1:39.776	276	<b>96 Mathew HARDING (NSW) (10th)</b>	1	32.103	30.112	19.072	27.593	1:48.880
3	23.355	29.178	18.846	27.332	1:38.711	277	2	23.655	28.467	18.323	26.686	1:37.131	271
4	<u>23.224</u>	28.521	18.796	27.298	1:37.839	277	3	23.413	28.170	18.506	27.379	1:37.468	290
5	23.612	28.400	18.796	27.420	1:38.228	280	4	23.253	28.709	18.593	27.046	1:37.601	288
6	23.388	28.678	18.885	27.860	1:38.811	280	5	<u>22.773</u>	28.511	18.453	<u>26.656</u>	1:36.393	290
7	23.682	30.227	20.181	27.934	1:42.024	278	6	23.364	31.617	18.522	26.882	1:40.385	288
8	23.596	28.532	18.714	27.426	1:38.268	277	7	23.187	28.241	18.719	26.764	1:36.911	288
9	23.446	<u>28.357</u>	<u>18.656</u>	<u>27.126</u>	<u>1:37.585</u>	277	8	23.061	28.042	<u>18.299</u>	26.952	1:36.354	284
<b>86 Tyson JONES (VIC) (16th)</b>							9	22.871	<u>27.956</u>	18.380	26.773	<u>1:35.980</u>	286
1	33.565	30.388	19.137	27.986	1:51.076		10	22.923	28.066	18.630	27.011	1:36.630	286
2	23.873	29.358	19.495	27.793	1:40.519	271	<b>98 Evan BYLES (SA) (20th)</b>	1	31.845	30.631	19.256	27.729	1:49.461
3	24.580	28.839	19.497	28.424	1:41.340	273	2	24.780	<u>29.008</u>	18.934	27.689	1:40.411	269
4	24.159	28.662	18.950	27.473	1:39.244	263	3	24.546	29.299	19.241	27.676	1:40.762	248
5	23.613	28.576	18.773	27.686	1:38.648	273	4	23.934	30.117	19.222	27.618	1:40.891	277
6	23.682	28.676	<u>18.606</u>	27.702	1:38.666	269	5	24.049	29.181	19.152	27.577	1:39.959	276
7	24.571	29.176	19.157	27.824	1:40.728	271	6	<u>23.867</u>	29.054	<u>18.814</u>	27.407	<u>1:39.142</u>	270
8	23.945	28.933	18.895	27.705	1:39.478	272	7	29.536	32.371	19.055	28.004	1:48.966	274
9	<u>23.316</u>	<u>28.308</u>	18.668	<u>27.401</u>	<u>1:37.693</u>	275	8	25.341	29.488	19.003	<u>27.403</u>	1:41.235	267
<b>88 Sloan FROST (NZ) (8th)</b>							9	23.979	29.132	19.215	27.637	1:39.963	272
1	32.822	30.566	19.048	27.270	1:49.706		<b>99 Sophie LOVETT (NSW) (22th)</b>	1	34.921	32.169	20.421	29.032	1:56.543
2	22.962	28.408	18.911	27.297	1:37.578	295	2	24.892	30.686	20.671	28.607	1:44.856	258
3	22.736	27.727	18.177	<u>26.613</u>	<u>1:35.253</u>	295	3	24.825	29.699	19.586	28.100	1:42.210	262
4	22.943	27.903	18.634	27.026	1:36.506	294	4	24.605	29.327	19.556	27.859	1:41.347	263
5	22.864	28.549	18.404	26.794	1:36.611	290	5	24.648	29.254	19.161	<u>27.484</u>	1:40.547	263
6	22.721	27.697	18.169	26.843	1:35.430	290	6	<u>24.064</u>	<u>28.892</u>	<u>19.077</u>	27.653	<u>1:39.686</u>	267
7	30.418	34.319	19.097	27.487	1:51.321	285	7	24.921	30.225	20.664	1:28.592	2:44.402	267
8	22.854	27.827	18.279	26.852	1:35.812	292	8	31.704	30.050	19.558	28.183	1:49.495	
9	22.643	27.803	18.176	26.868	1:35.490	290							
10	<u>22.630</u>	<u>27.636</u>	<u>18.164</u>	26.863	1:35.293	291							
<b>89 Ryan HAMPTON (NZ) (9th)</b>													
1	32.364	30.566	19.066	27.385	1:49.381								
2	23.244	28.541	18.651	26.942	1:37.378	282							

\*\*\* No. 24 (Chas HERN) disqualified from this session for scrutineering issue \*\*\*

\*\*\* Indicative qualifying time 1:47.040 \*\*\*

The results are provisional until the end of the time limit for protests and appeals.

Chief Time Keeper - Scott Laing

Clerk of Course - Tom Williams



Computime Race Timing Systems Pty Ltd © 1996  
Licensed to Computime Race Timing Systems  
**COMPUTIME RACE TIMING SYSTEMS PTY LTD**  
[www.computime.com.au](http://www.computime.com.au)

9 Timber Lane, Glen Waverley Vic 3150. Ph: 0418 17 13 17

E-mail: [scott@computime.com.au](mailto:scott@computime.com.au)





# SUPPORT CLASS RESULTS

## AUSTRALIAN SUPERBIKE

### Qualifying 1

Date: 20/02/15  
Event: Q02  
Weather: Overcast - Temp: 20.2C  
Track: Dry - Temp: 28.8C

Started at: 11:15:02  
Laps: 15 Min  
Starters: 34  
Printed at: 13:34

### AMENDED FASTEST LAPS SEQUENCE

Race Time	No	Name	Machine	Fastest Lap	On Lap
1:47.546	16	Josh HOOK (NSW)	Honda CBR RR SP	1:44.501	1
3:21.978	16	Josh HOOK (NSW)	Honda CBR RR SP	1:34.432	2
3:22.301	17	Troy HERFOSS (NSW)	Honda CBR RR SP	1:33.276	2
4:59.309	27	Jamie STAUFFER (NSW)	Honda CBR RR SP	1:33.078	3

\*\*\* No. 24 (Chas HERN) disqualified from this session for scrutineering issue \*\*\*

\*\*\* Indicative qualifying time 1:47.040 \*\*\*

The results are provisional until the end of the time limit for protests and appeals.

Chief Time Keeper - Scott Laing

Clerk of Course - Tom Williams



Computime Race Timing Systems Pty Ltd © 1996  
Licensed to Computime Race Timing Systems  
**COMPUTIME RACE TIMING SYSTEMS PTY LTD**  
**www.computime.com.au**

9 Timber Lane, Glen Waverley Vic 3150. Ph: 0418 17 13 17

E-mail: scott@computime.com.au







# SUPPORT CLASS RESULTS

## AUSTRALIAN SUPERBIKE

### Qualifying 1

Date: 20/02/15  
 Event: Q02  
 Weather: Overcast - Temp: 20.2C  
 Track: Dry - Temp: 28.8C

Started at: 11:15:02  
 Laps: 15 Min  
 Starters: 34  
 Printed at: 13:34

### AMENDED BEST PARTIAL TIMES

Pos	Split 1		Split 2		Split 3		Split 4		LAP		Ideal	Fastest
	Name	Time	Name	Time	Name	Time	Name	Time	Name			
1	J. STAUFFER	22.133	T. HERFOSS	26.906	J. STAUFFER	17.690	S. CONDON	25.957	J. STAUFFER	1:32.910	1:33.078	
2	T. HERFOSS	22.301	J. STAUFFER	26.978	T. HERFOSS	17.734	J. STAUFFER	26.109	T. HERFOSS	1:33.192	1:33.276	
3	S. CONDON	22.340	J. HOOK	27.066	S. CONDON	17.772	T. HERFOSS	26.251	S. CONDON	1:33.338	1:33.341	
4	D. FALZON	22.522	S. CONDON	27.269	J. HOOK	17.845	J. HOOK	26.301	J. HOOK	1:33.752	1:34.154	
5	J. HOOK	22.540	D. FALZON	27.366	D. FALZON	17.975	D. FALZON	26.366	D. FALZON	1:34.229	1:34.587	
6	M. JONES	22.611	M. JONES	27.585	L. MAGEE	17.981	M. JONES	26.465	M. JONES	1:34.775	1:35.011	
7	S. FROST	22.630	L. MAGEE	27.602	M. JONES	18.114	S. FROST	26.613	L. MAGEE	1:34.886	1:34.944	
8	L. MAGEE	22.668	S. FROST	27.636	S. FROST	18.164	L. MAGEE	26.635	S. FROST	1:35.043	1:35.253	
9	M. HARDING	22.773	R. HAMPTON	27.866	B. HENRY	18.253	M. HARDING	26.656	M. HARDING	1:35.684	1:35.980	
10	B. HENRY	22.855	M. HARDING	27.956	M. HARDING	18.299	R. HAMPTON	26.715	R. HAMPTON	1:35.855	1:35.975	
11	P. LOVETT	22.892	B. HENRY	27.972	P. LOVETT	18.301	B. HENRY	26.816	B. HENRY	1:35.896	1:36.251	
12	R. HAMPTON	22.966	P. LOVETT	28.054	R. HAMPTON	18.308	P. LOVETT	26.836	P. LOVETT	1:36.083	1:36.141	
13	B. BURKE	23.130	B. BURKE	28.088	C. HERN	18.412	B. BURKE	26.898	B. BURKE	1:36.590	1:36.764	
14	N. JONES	23.224	P. SIMONSON	28.296	P. SIMONSON	18.419	D. BARKER	27.053	P. SIMONSON	1:37.070	1:37.132	
15	P. SIMONSON	23.257	T. JONES	28.308	B. BURKE	18.474	P. SIMONSON	27.098	C. HERN	1:37.352	1:37.528	
16	T. JONES	23.316	C. HERN	28.333	T. JONES	18.606	N. JONES	27.126	N. JONES	1:37.363	1:37.585	
17	C. HERN	23.458	N. JONES	28.357	N. JONES	18.656	C. HERN	27.149	T. JONES	1:37.631	1:37.693	
18	P. CZAJ	23.504	D. BARKER	28.474	D. BARKER	18.733	T. JONES	27.401	D. BARKER	1:37.770	1:38.589	
19	D. BARKER	23.510	A. SENIOR	28.527	C. PERINI	18.733	E. BYLES	27.403	P. CZAJ	1:38.660	1:38.939	
20	C. PERINI	23.821	C. PERINI	28.747	E. BYLES	18.814	C. PERINI	27.475	C. PERINI	1:38.776	1:39.071	
21	E. BYLES	23.867	P. CZAJ	28.789	P. CZAJ	18.855	S. LOVETT	27.484	A. SENIOR	1:38.929	1:39.805	
22	P. BERRY	23.895	P. BERRY	28.888	A. SENIOR	18.878	P. CZAJ	27.512	E. BYLES	1:39.092	1:39.142	
23	A. SENIOR	24.005	S. LOVETT	28.892	J. IVKOVIC	18.958	P. BERRY	27.518	P. BERRY	1:39.485	1:39.622	
24	R. ELLIS	24.049	E. BYLES	29.008	C. BROOKS	19.043	A. SENIOR	27.519	S. LOVETT	1:39.517	1:39.686	
25	J. IVKOVIC	24.052	N. SPITERI	29.232	S. LOVETT	19.077	J. IVKOVIC	27.840	J. IVKOVIC	1:40.219	1:40.616	
26	S. LOVETT	24.064	C. BROOKS	29.249	P. BERRY	19.184	S. MION	28.089	C. BROOKS	1:41.005	1:41.221	
27	C. MASTERTO	24.301	C. MASTERTO	29.312	C. MASTERTO	19.312	C. MASTERTO	28.158	C. MASTERTO	1:41.083	1:41.560	
28	C. BROOKS	24.320	S. MION	29.340	S. MION	19.344	N. SPITERI	28.205	S. MION	1:41.284	1:41.965	
29	A. FLEMING	24.412	J. IVKOVIC	29.369	R. ELLIS	19.399	A. FLEMING	28.279	R. ELLIS	1:41.448	1:41.808	
30	S. MION	24.511	R. ELLIS	29.390	A. FLEMING	19.428	C. BROOKS	28.393	N. SPITERI	1:41.468	1:41.780	
31	N. SPITERI	24.593	A. FLEMING	29.700	N. SPITERI	19.438	G. SMITH	28.481	A. FLEMING	1:41.819	1:42.507	
32	T. KEOGH	24.838	G. SMITH	30.482	T. KEOGH	19.689	T. KEOGH	28.574	T. KEOGH	1:43.606	1:44.076	
33	G. SMITH	24.932	T. KEOGH	30.505	G. SMITH	19.947	R. ELLIS	28.610	G. SMITH	1:43.842	1:44.111	
34	M. MORALEE	25.216	M. MORALEE	31.002	M. MORALEE	20.032	M. MORALEE	28.874	M. MORALEE	1:45.124	1:45.872	

\*\*\* No. 24 (Chas HERN) disqualified from this session for scrutineering issue \*\*\*

\*\*\* Indicative qualifying time 1:47.040 \*\*\*

The results are provisional until the end of the time limit for protests and appeals.

Chief Time Keeper - Scott Laing

Clerk of Course - Tom Williams



Computime Race Timing Systems Pty Ltd © 1996  
 Licensed to Computime Race Timing Systems  
**COMPUTIME RACE TIMING SYSTEMS PTY LTD**  
**www.computime.com.au**

9 Timber Lane, Glen Waverley Vic 3150. Ph: 0418 17 13 17

E-mail: scott@computime.com.au

